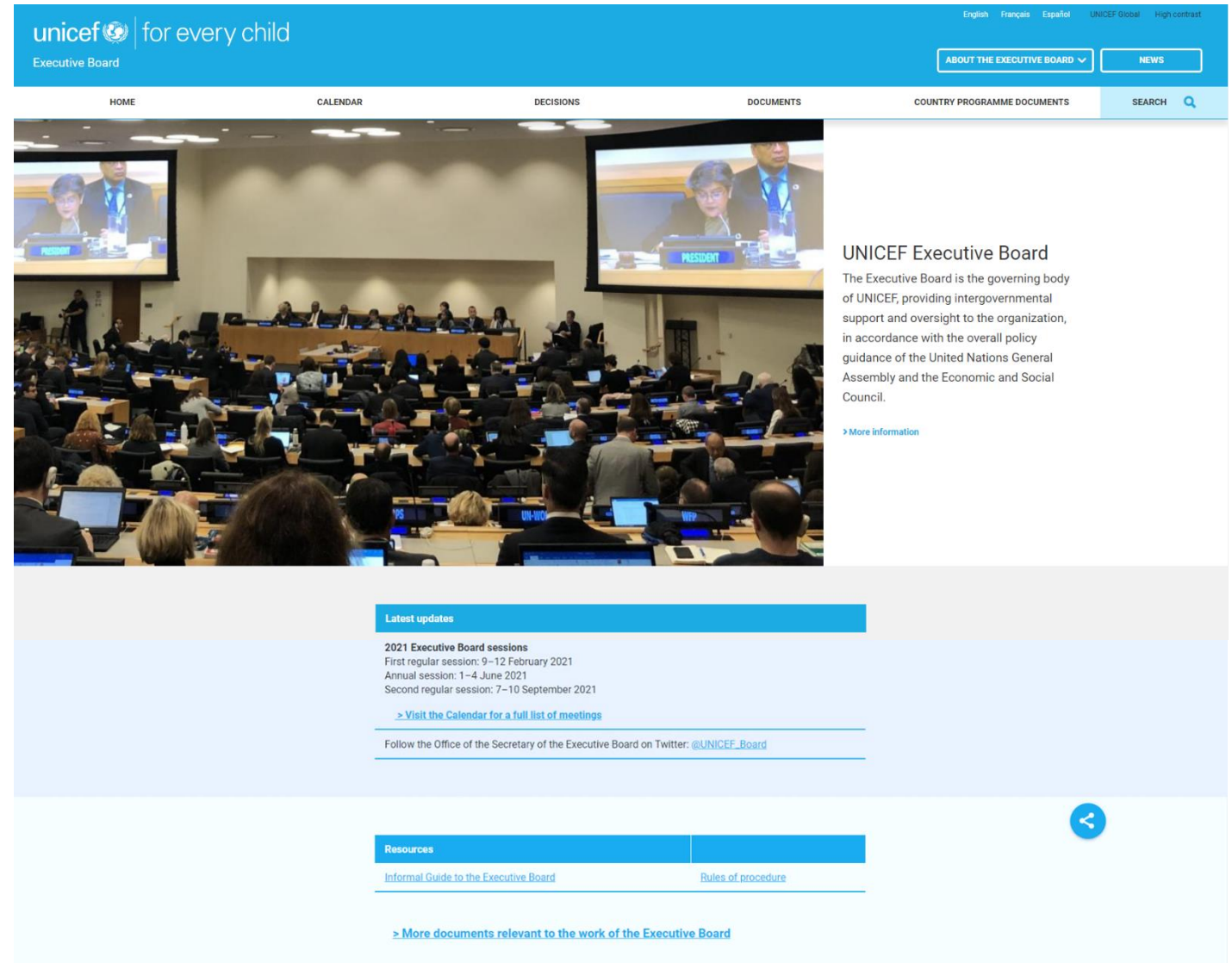


# Executive Board website

## User Guide

[www.unicef.org/executiveboard](http://www.unicef.org/executiveboard)



The screenshot displays the UNICEF Executive Board website. At the top left is the UNICEF logo and the tagline "for every child". Below this, it says "Executive Board". On the top right, there are language options (English, Français, Español), "UNICEF Global", "High contrast", and buttons for "ABOUT THE EXECUTIVE BOARD" and "NEWS". A navigation bar contains links for "HOME", "CALENDAR", "DECISIONS", "DOCUMENTS", "COUNTRY PROGRAMME DOCUMENTS", and "SEARCH". The main content area features a large image of a meeting room with a "PRESIDENT" sign on the stage. To the right of the image is a text block titled "UNICEF Executive Board" with a description of its role and a "More information" link. Below this is a "Latest updates" section with a blue header, containing information about the 2021 Executive Board sessions and a link to the calendar. A social media link for Twitter (@UNICEF\_Board) is also present. At the bottom, a "Resources" section with a blue header lists links for the "Informal Guide to the Executive Board" and "Rules of procedure", followed by a link for more documents. A blue back arrow icon is located on the right side of the page.



## What's new?

## What's been improved?

- Design consistent with the [unicef.org](https://www.unicef.org) global website
- Simplified interface
- Easy-to-find pages, clearly linked from multiple parts of the site
- Improved integration with mobile devices



# Where do I find... information about the Board?

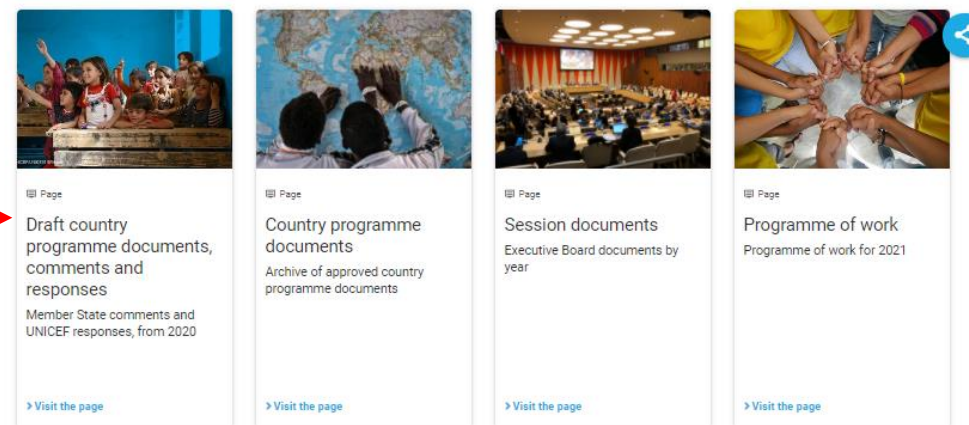
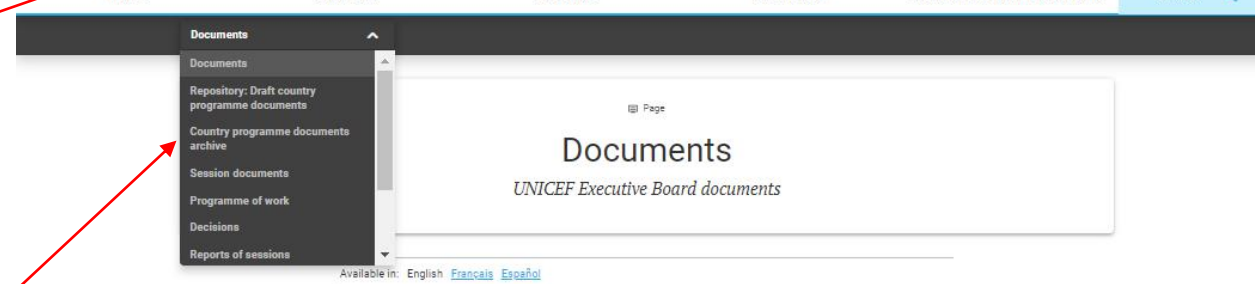

- From top of the home page, click on “About the Executive Board” to view the drop-down menu, or
- Link from the tiles at the bottom of the home page.
- Links are also available in the footer.

The screenshot displays the UNICEF Executive Board website. At the top, the UNICEF logo and tagline 'for every child' are visible. The navigation bar includes links for HOME, CALENDAR, DECISIONS, DOCUMENTS, COUNTRY PROGRAMME DOCUMENTS, and SEARCH. A dropdown menu for 'ABOUT THE EXECUTIVE BOARD' is open, showing options for About, Bureau, Membership, and Board Secretariat. Below the navigation, there are four content tiles: 'About', 'Bureau', 'Membership', and 'Board Secretariat', each with a 'Visit the page' link. The footer contains sections for 'UNICEF Executive Board', 'Documents', and 'Links', along with a 'BECOME A DONOR' button and social media links.



# Where do I find...Documents?

- Choose 'Documents' from the white navigation bar.
- You can quickly link to document pages from the drop-down menu.
- The 'Documents' page also contains tiles that link to other documents pages.





# Where do I find... the Calendar?

- The calendar page links to the joint calendar of meetings of the New York-based UN agencies as well as the UNICEF Executive Board sessions and meetings.

The screenshot shows the UNICEF Executive Board website. The header includes the UNICEF logo and the text 'for every child'. The navigation menu has 'HOME', 'CALENDAR', 'DECISIONS', 'DOCUMENTS', 'COUNTRY PROGRAMME DOCUMENTS', and 'SEARCH'. The main content area is titled 'Calendar' with the subtitle 'Meetings of the UNICEF Executive Board'. Below this, there is a language selection bar with 'Available in: English, Français, Español'. The 'Joint calendar' section contains a link: '> Executive Board meetings of the NY based agencies'. The 'UNICEF Executive Board calendar' section contains a notice: 'All meetings at United Nations Headquarters will be held on a virtual platform, in the conference rooms (CR) of the United Nations Conference Building (CB) or General Assembly (GA), unless otherwise noted.' Below the notice is a table with the following data:

Date/Time	Venue	Meetings
7-10 Sep 2021	CR-3 GA (TBC)	Second regular session

**We hope  
that this  
Guide has  
been useful!**

Office of the Secretary of the UNICEF  
Executive Board

November 2020